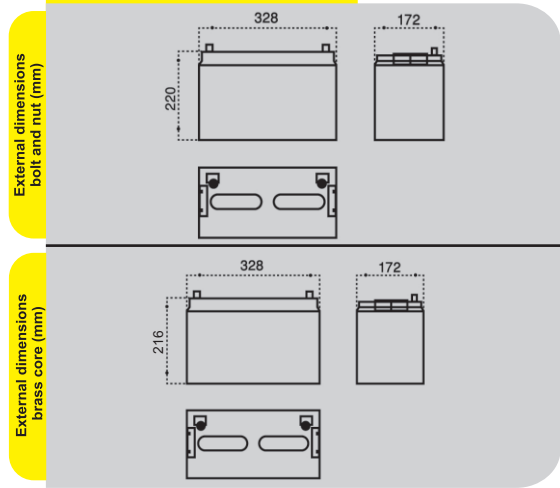


# 12 DC 100 (12V 100Ah) (Deep Cycle Series)



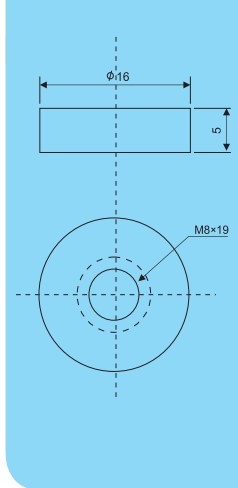
## Outer Dimensions (mm)



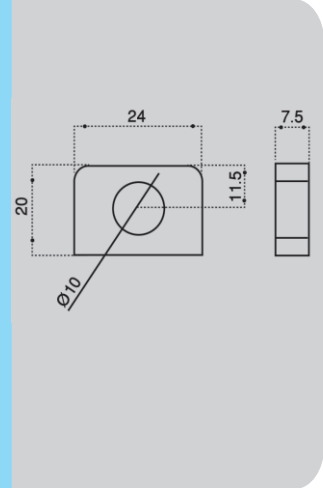
## Specifications

Nominal Voltage		12 V	12 V
Rated Capacity ( 10 Hour Rate )		100 Ah	100 Ah
Dimensions	Total Height	242 mm	222 mm
	Height	220 mm	216 mm
	Length	328 mm	328 mm
	Width	172 mm	172 mm
Terminal		F2	F1
Container Material		ABS (UL94-HB/V0)	
Weight Approx (±2.5%)		31 Kg	31 Kg

## Terminal Type brass core (mm) ( F1 )



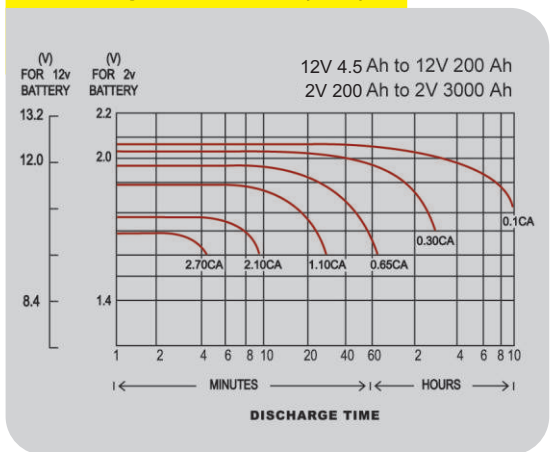
## Terminal Type bolt and nut (mm) ( F2 )



## Characteristics

Capacity 25°C (77°F)	10 hour-rate 3 hour-rate 1 hour-rate	100 Ah 75 Ah 55 Ah
Internal Resistance	Full Charge Battery at 25°C (77°F)	4.5 mΩ
Capacity Affected by Temperature (10 Hour Rate)	35°C 25°C 0°C -10°C	102 Ah 100 Ah 85 Ah 75 Ah
Self-Discharge at 25°C (77°F)	Capacity After The 3 Month of Storage Capacity After The 6 Month of Storage Capacity After The 12 Month of Storage	91 % 82 % 64 %
Charge Constant Voltage	Cycle	Voltage 2.40-2.45 / Cell
	Float	Voltage 2.23-2.28 / Cell

## Discharge Curves 25°C (77°F)



## Discharge and Final Voltage Table According to IEC60896-21 Standard

Discharge time	0.25 h	1 h	3 h	5 h	8 h	10 h
Final voltage	1.60 VPC	1.60 VPC	1.70 VPC	1.73 VPC	1.75 VPC	1.80 VPC

## Constant Current (A) Discharge Table at 25°C (77°F)

Amount of Current (A)	Discharge Time						
	1 h	2 h	3 h	5 h	8 h	10 h	20 h
55	31.8	25	16	11	10	5.4	