



Deutsche  
Qualität  
Garantiert



N-TYPE TOPCON TECHNOLOGY

# CMER-132BDS 600W-620W

More power, less degradation

**22.97%**

MAXIMUM EFFICIENCY

**132**

HALF CELLS


**30 YEARS**

Performance Warranty

up to **30 YEARS\***

Product Warranty

\*The regular product warranty is 15 years, please refer to the latest version of AESOLAR Limited Warranty for the duration of the product warranty under special conditions. for extensions, please contact AESOLAR staff.



LID RESISTANT



PID RESISTANT



SALT CORROSION RESISTANT



SAND RESISTANT

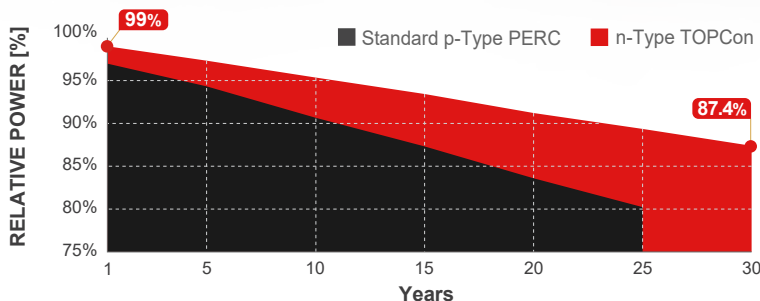


AMMONIA RESISTANT




HIGHLY STABLE AND TOUGH

## OUR PERFORMANCE WARRANTY



## SYSTEM AND PRODUCT CERTIFICATIONS



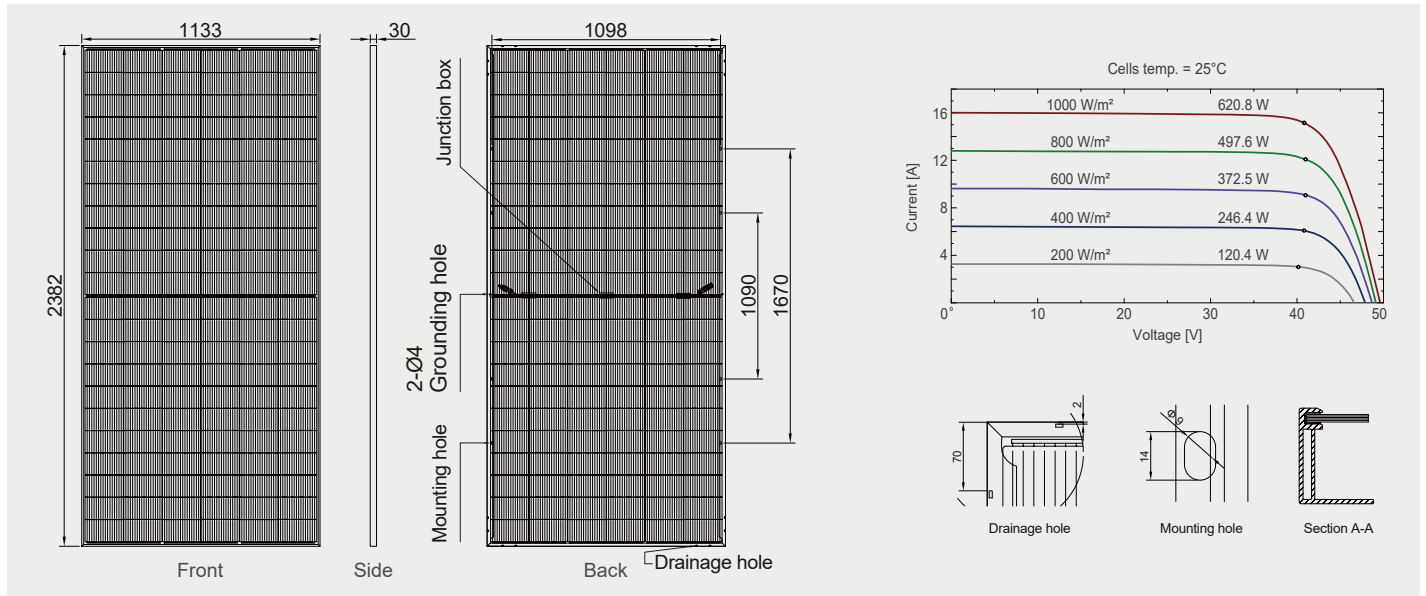
**AESOLAR**

www.ae-solar.com

# AE CMER-132BDS 600W-620W

N-TYPE TOPCON TECHNOLOGY PV MODULE

BIFACIAL • DOUBLE-GLASS



## Electrical specifications (STC\*):

Parameter	Symbol	600	605	610	615	620
Nominal max. power	$P_{max}$ (Wp)	600	605	610	615	620
Maximum operating voltage	$V_{MPP}$ (V)	40.30	40.50	40.80	41.10	41.40
Maximum operating current	$I_{MPP}$ (A)	14.91	14.94	14.95	14.96	14.98
Open-circuit voltage	$V_{oc}$ (V)	48.40	48.70	49.00	49.30	49.60
Short-circuit current	$I_{sc}$ (A)	15.89	15.93	15.96	15.99	16.30
Module efficiency	$\eta$ (%)	22.23	22.42	22.60	22.79	22.97
Power tolerance	(W)	0~+5				
Maximum system voltage	(V)	1500				
Maximum series fuse rating	(A)	30				

\*STC: Standard Test Conditions (irradiance 1000 W/m<sup>2</sup>, cell temperature 25°C and air mass of AM1.5), measurement tolerance P<sub>max</sub>: ±3%

## Electrical specifications (NMOT\*):

Parameter	Symbol	458	463	467	470	474
Nominal max. power	$P_{max}$ (Wp)	458	463	467	470	474
Maximum operating voltage	$V_{MPP}$ (V)	37.80	38.00	38.20	38.40	38.60
Maximum operating current	$I_{MPP}$ (A)	12.12	12.18	12.23	12.24	12.28
Open-circuit voltage	$V_{oc}$ (V)	45.90	46.20	46.50	46.80	47.10
Short-circuit current	$I_{sc}$ (A)	12.79	12.85	12.88	12.88	12.90

\*NMOT: Normal Module Operating Temperature (irradiance 800 W/m<sup>2</sup>, ambient temperature 20°C, air mass of AM1.5 and wind speed of 1 m/s)

## Bifacial electrical specifications

Max. power front-side	600		605		610		615		620	
$P_{max}$ front (Wp)										
Backside Power Gain	5%	10%	5%	10%	5%	10%	5%	10%	5%	10%
Total equivalent power	631		661		635		666		641	
$P_{max}$ equ (Wp)										
Module efficiency	23.38	24.29	23.54	24.66	23.73	24.86	23.93	25.07	24.12	25.27
$\eta$ (%)										

\*Bifacial Gain: The additional gain from the back side compared to the power of the front side at the standard test condition. It depends on the mounting (structure, height, tilt angle, etc.) and albedo of the ground.

## Mechanical and design specification

Cell type	n-Type TOPCon technology, half-cut cells
No. of cells	132
Bifaciality	80 ± 5%
Front cover	1.8 mm glass, high transmission, AR coated, tempered
Encapsulation	POE
Back cover	1.8 mm white glazed glass, tempered
Junction box	IP68 rated, 3 bypass diodes
Frame	30 mm anodized aluminium alloy
Cable	1 x 4 mm <sup>2</sup> , 350 mm length or customized
Connectors	MC 4 / MC 4 compatible
Dimension	2382 mm x 1133 mm x 30 mm
Weight	33.7 kg
Hail resistance	Max. Ø 25 mm at 23 m/s
Wind load	2400 Pa or 244 kg/m <sup>2</sup>
Snow load	5400 Pa or 550 kg/m <sup>2</sup>
Fire rating	Class A (according to UL 790)

## Temperature ratings

Operating temperature	-40 to +85°C
Temp. coefficient of $P_{max}$	-0.29 %/°C
Temp. coefficient of $V_{oc}$	-0.24 %/°C
Temp. coefficient of $I_{sc}$	0.040 %/°C
Nom. operating cell temp. NOCT	43 ± 2°C

## Packaging information

Packaging configuration	36 pcs / pallet
Loading capacity	720 pcs / 40 HQ
Size / Pallet	1160 mm x 1140 mm x 2500 mm (Upright)
Weight	1241 kg / pallet

The specifications and characteristics contained in this datasheet may deviate slightly from our actual products due to the product developments and uncertainty of measurement devices. The specifications included in the datasheet are subject to change without prior notice.